

# TRAPPIT BB Detector Plus



Bed Bug Monitoring. Target Pests: Bed Bug (*Cimex lectularius*)



The new Trappit BB Detector Plus from Agrisense is the most sensitive bed bug detection product in our range.

Using a special release profile, this trap is designed to rapidly detect in the lowest infestation situations.


With the new Trappit BB Detector Plus, PCOs can rely on detection results and limit treatments to affected areas only, with minimal treatment repetitions.

## Features

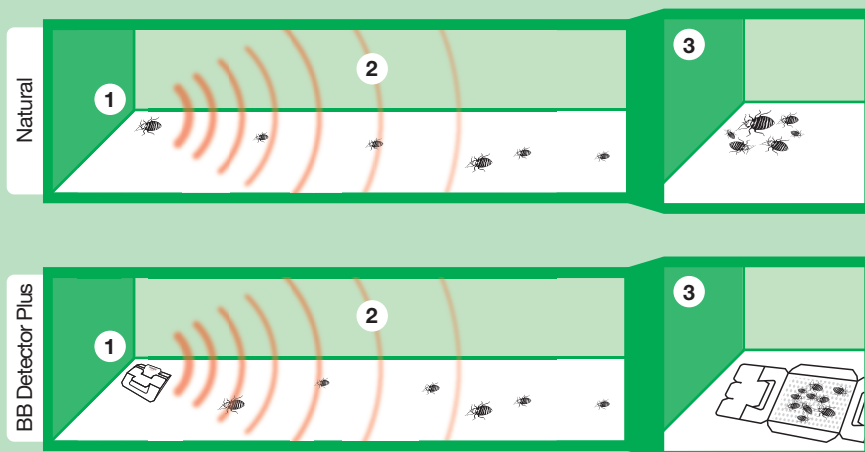
- Advanced bed bug pheromone lure technology
- Two week lure duration
- Sensitive to monitoring low levels of bed bug infestations
- Capable of trapping bed bugs through all developmental stages
- Reliable and easy to use
- Pesticide and insecticide free



**TRAPPIT**  
BB Detector Plus



## Pheromone Technology Explained



The BB Detector Plus relies on advanced Aggregation Pheromone technology which mimics the natural tendency of bed bugs to congregate in 'safe' areas.

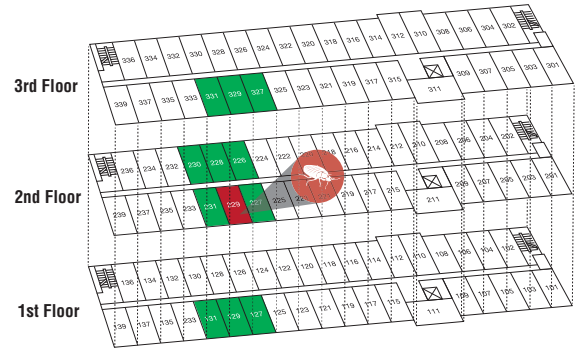
- 1 Bed bugs find a harbourage point and emit a chemical message which acts as a beacon.
- 2 Bed bugs in proximity detect the chemical message and are drawn to the same point.
- 3 Bed bugs congregate in the harbourage point (natural or BB Detector Plus).

Aggregation pheromones are not sex specific and are effective for bed bugs at all developmental stages, meaning that the whole population is monitored.

# Trap Placement

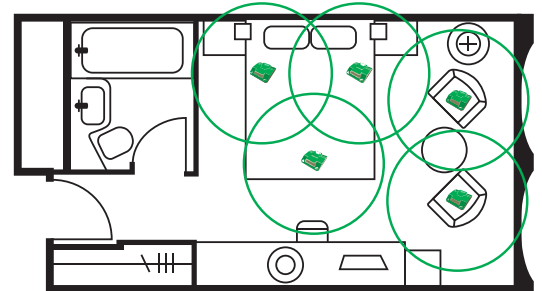
## Multi-room guidelines

- 1 Traps should be placed in rooms with suspected infestations and also in surrounding rooms including directly above and below.
- 2 This process should be repeated until the boundaries have been identified providing a map of the infestation.
- 3 Once the infestation is mapped, the PCO can selectively target rooms for treatment leading to cost savings and less room down time for their customers.

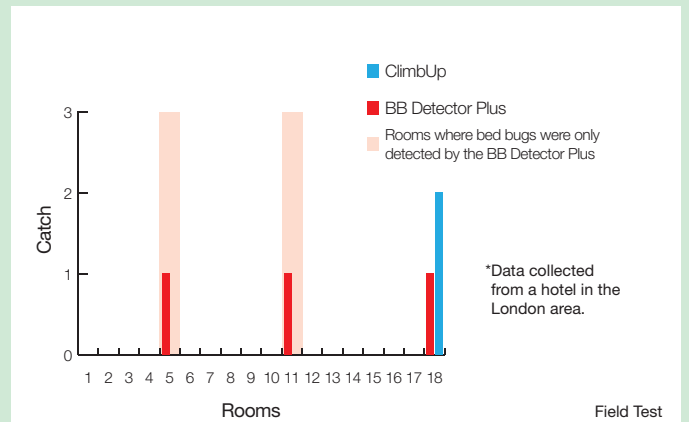
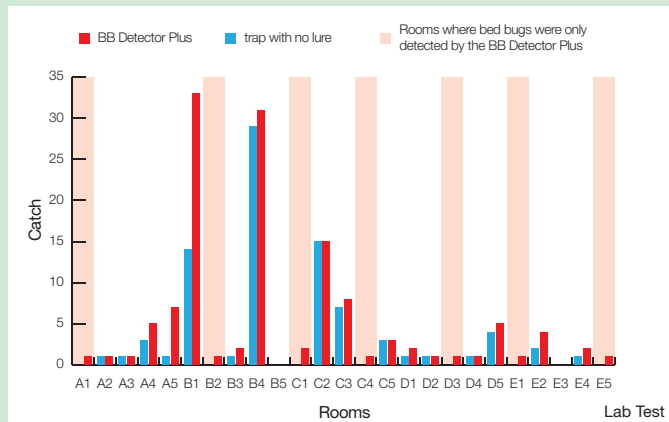


## In-room guidelines

- 1 Traps should be placed on the floor at the head end of the bed.
- 2 For full room coverage traps should also be placed in other high risk areas such as under upholstered chairs, at the foot end of the bed and in closets.
- 3 The trap should be monitored daily for up to two weeks.
- 4 Monitors should also be placed following treatments to prove eradication success and to indicate where secondary treatments are required.



## How the BB Detector Plus compares



**Non-pheromone traps missed catches in 28% of infested locations monitored**

### Total catch after 24 hours

The BB Detector Plus has shown consistently higher catch rates within areas of low infestations, when compared to a market leading non-pheromone monitoring trap in laboratory conditions.

As shown above, the BB Detector Plus gave positive catch readings in 7 locations where the market leading non-pheromone trap monitors gave negative catch readings.

**66% more positive catch rates for the BB Detector Plus**

### Total catch after 14 days

The BB Detector Plus was tested in locations where bed bug infestation had been hard to identify due to very low levels. The trap provided positive identification of an infestation in two rooms deemed free from bed bugs after a visual inspection.

In room 18, there were signs that bed bugs were or had been present on the visual inspection; some faecal spotting was found behind the headboard. After 14 days both trap types had captured bed bugs in two areas under the bed.

For more information contact [cpsales@agrisense.co.uk](mailto:cpsales@agrisense.co.uk) or visit [www.agrisense.co.uk](http://www.agrisense.co.uk)